

> We are DEVELON

We trace our roots to 1937 as one of Korea's first large scale machine plant. Throughout time we have consistently delivered exceptional products and solutions.

DEVELON is a bold name that reflects our core ambition to continue developing onwards and leaving behind a positive footprint in our world. Moving forward, we seek to be part of our customers and partners' endeavor to build a better world.

Powered by **Innovation**



©2024 HD Hyundai Infracore. All rights reserved.
HDIPBE-01-2411

Certain specification(s) are based on engineering calculations and are not actual measurements. Specification(s) are provided for comparison purposes only and are subject to change without notice. Specification(s) for your individual Develon equipment will vary based on normal variations in design, manufacturing, operating conditions, and other factors. Pictures of Develon units may show other than standard equipment.

develon-ce.com

DEVELON

Excavator

DX360LCA-7B



THE WINNING PLAYER IN GENERAL WORK

DX360LCA-7B was specially designed for mining and large-scale civil works. The performance of the Develon engine ensures optimized capacity and maximum profitability.



Photos may include optional equipment



ENGINE

The DX12 series engine delivers high work reliability and fuel efficiency. It has the advantages of easy maintenance and low operating cost.

REINFORCED CHASSIS STRUCTURE

The optimized design of the chassis structure has improved the overall work stability and durability of the lower part. The chassis that becomes longer using 9 lower rollers effectively helps in loading work.

FULLY AUTOMATIC FUEL HEATING

Fuel heating is designed to be fully automatic and is automatically started in cold areas.

LIGHTING SAFETY

Enhanced lighting system helps to improve visibility for night work. The lamps are mounted in 9 places including 7 in the front and 2 in the rear.

CAB GUARDRAIL

Cab guardrail has been equipped to improve safety in harsh environments.

SEPARATION OF WATER BOX AND OIL COOLING

A variable-speed independent cooling system controlled by hydraulic pressure is adopted to monitor the temperature in real time.

FUEL EFFICIENCY

VBO (VIRTUAL BLEED OFF) SYSTEM

VBO system is DEVELON's own hydraulic system based on "DEVELON electronic controlled pump". Generally, most excavators use hydraulic system, transferring the energy by using hydraulic flow. In order to facilitate the rapid response to the joystick signal, this hydraulic flow is continuously generated from the pump even when the excavator is not in operation. The weakness of this system is the fuel loss and internal abrasion. On the contrary, VBO system 'virtually' generates the hydraulic flow through the electronic sensor. Due to its means, customer can be benefited from VBO system in every way. Not to mention the fuel efficiency and the safe sustenance of the system, but also immediate response and familiar controllability, the strength of existing hydraulic system.

SPC (SMART POWER CONTROL) SYSTEM

SPC is a predictive powertrain control system, which automatically identifies working mode and adjusts engine RPM to supply proper pump torque. To Reduce the unnecessary waste of fuel consumption, it analyzes and manages gear steps and the set the speed. SPC relieves the driver's workload and contributes to a fuel-efficient working style.

EPOS™ (ELECTRONIC POWER OPTIMIZING) SYSTEM

The smart EPOS™ provides a perfectly synchronized communication link between the engine's electronic control unit and the hydraulic system. A CAN (Controller Area Network) system enables a constant flow of information between the engine and hydraulic system, to ensure power is delivered exactly as needed.



FEATURES



1

1. EXCELLENT WORK PERFORMANCE

The design for harsh construction sites such as mines and the latest engine equipped with strong power ensure excellent work performance.



2

2. REINFORCED BOOM AND ARM

Strength and durability have been remarkably improved by adopting an integrated structure and a thicker boom plate. The arm plate has been made thicker, and the durability of the arm has been significantly improved using the stiffener and wear-resistant stiffener.



3

3. EXCELLENT WORK STABILITY

The wide gauge and long crawler provide excellent work stability in slopes, strong lateral lifting force during heavy-duty work by distributing weight reasonably.



4

4. ADVANCED ELECTRONIC CONTROL VBO (VIRTUAL BLEED OFF) HYDRAULIC PUMP

The operation response is increased by mounting the large-capacity, electrically controlled VBO hydraulic main pump. The VBO system realizes the effect of high efficiency and low fuel consumption.



5

5. MORE POWERFUL DRIVING FORCE

The chassis and driving device support powerful driving performance, making it possible to work on rough terrain.

COMFORT



IMPROVED VISIBILITY

The operator can perform all works easily in 360 degrees by increasing the glass area of the cab. In particular, the operator can check the obstacles below through the integrated large right-side glass.

- 1 The operator can adjust the air suspension seat forward and backward and seat support capacity according to the operator's weight. The comfort of the seat is increased using hot wire function, considering operation in winter.
- 2 Increases customer's convenience as equipment operation information can be easily obtained using the hi-tech color LCD monitor system.



2

3

1



Concentrated switch design



Convenient storage space and power supply

Bluetooth player

RELIABILITY



CYLINDER

Maintenance costs are reduced by increasing the cylinder durability of the front work. It secures long-term and continuous work capability.



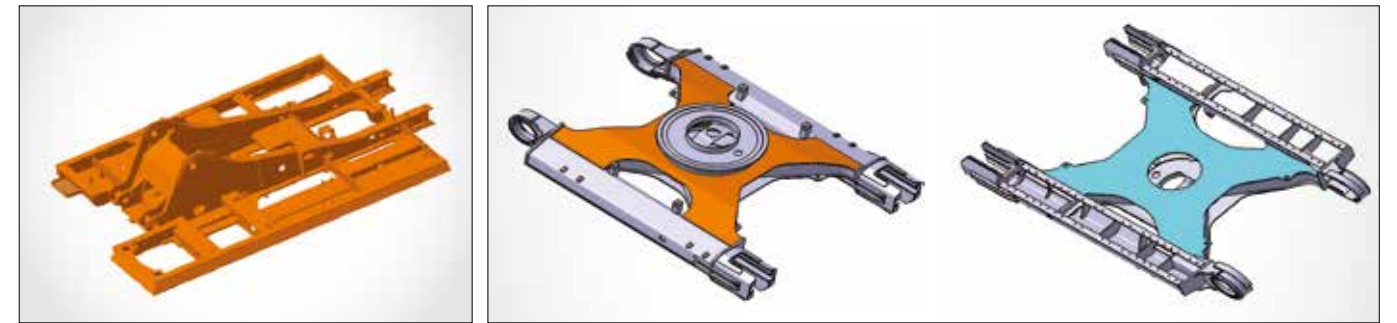
WORK RELIABILITY

In case of equipment stopping due to high temperature, the reliability of the hydraulic system is improved by adjusting the cooling efficiency in real time according to the working situation.



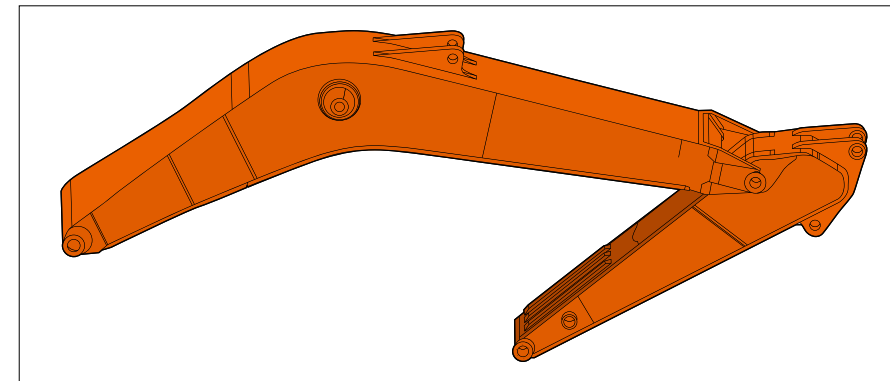
NEWLY DESIGNED HIGH-STRENGTH, HIGHLY WEAR-RESISTANT, MINING-TYPE BUCKET

The new bucket designed in consideration of extreme working conditions has significantly improved strength, wear resistance and service life. Highly wear-resistant steel sheet was applied to parts that can be easily abraded. At the same time, the side teeth, bucket teeth and lip plate guard were designed to suit the mining operation.



REINFORCED STRUCTURE

The cracking problem caused by poor welding has been solved with the integrated design of the chassis, upper plate, lower plate, and connecting rod. The cross section is increased, the materials are adjusted, the plate is made thicker and the service life is extended.




REINFORCED BOOM & ARM

Strength and durability have been remarkably improved by adopting an integrated structure and a thicker boom plate. The arm plate has been made thicker, and the durability of the arm has been significantly improved using the stiffener and wear-resistant stiffener.

The adaptability to harsh dust work conditions has been improved by increasing the lubrication point of the arm connection unit.

WEAR-RESISTANT BUSHING



EASY MAINTENANCE



GROUND LEVEL MAINTENANCE

It can be maintained more easily thanks to the position of the oil filter.



LOADING HANDLE FOR SAFETY

The integrated molding-type lift handle provides strong vibration resistance and good quality. The standing area is increased, and safety is improved by using a high-strength steel plate with black flower patterns for the maintenance stand.

LIGHTWEIGHT ENGINE COVER

The engine cover designed to be opened by phase provides safety and excellent convenience.



OIL TANK COVER

Fuel loss can be effectively prevented with the double locking design.



FIREWALL INSTALLED BETWEEN THE ENGINE AND PUMP



THE REPLACEMENT CYCLE

Hydraulic oil : 2,000 hours
Engine oil filter : 500 hours
Engine oil : 500 hours

MY DEVELON

Telematics Service (OPTIONAL)

TELECOMMUNICATIONS Data flow from machine to web



TELEMATICS TERMINAL

The terminal device is installed and connected to a machine to get machine data.

TELECOMMUNICATION

DEVELON provides Dual mode (Cellular, Satellite) communication to maximize communication coverage

MY DEVELON

Users can monitor the machine status from DEVELON Website & Mobile App

TELEMATICS SERVICE BENEFITS DEVELON and dealer support customers to improve work efficiency with timely and responsive services

CUSTOMER

Improve work efficiency

- Timely and preventive service
- Improve operator's skills by comparing work pattern
- Manage fleet more effectively

DEALER

Better service for customers

- Provide better quality of service
- Maintain machine value
- Better understanding of market needs

DEVELON

Responsive to customer's voice

- Utilize quality-related field data
- Apply customer's usage profile to developing new machine

MAIN FUNCTIONS (WEB/APP) DEVELON Telematics Service provides various functions to support your great performance



OPERATION

You can easily access and manage equipment information and maintenance costs on the platform anytime, anywhere. Retrieve details such as location, uptime, utilization, and fuel costs based on field data, enabling efficient work planning by considering the progress at the job site.



HEALTH

Based on reliable manufacturer information, you can have checklists for each usage cycle and receive replacement cycle reminders for consumable parts. In the event of equipment defects, you will receive notifications and can request service immediately. This ensures swift service support from certified DEVELON dealers and minimizes machine idle time.



E-COMMERCE

You can purchase a variety of digital products and certified genuine parts for your equipment online. Elevate your experience by subscribing to our exclusive digital services.



LIBRARY

Saving your time to find all the documents about your equipment. We provide monthly operation reports, manuals, parts books and more. This helps you to access to a wide range of information and knowledge of your equipment.

GLOBAL PARTS NETWORK

QUALITY-PROVEN MAIN COMPONENTS

Develon provides fast and precise worldwide delivery of genuine Develon parts through its global PDC (parts distribution center) network.

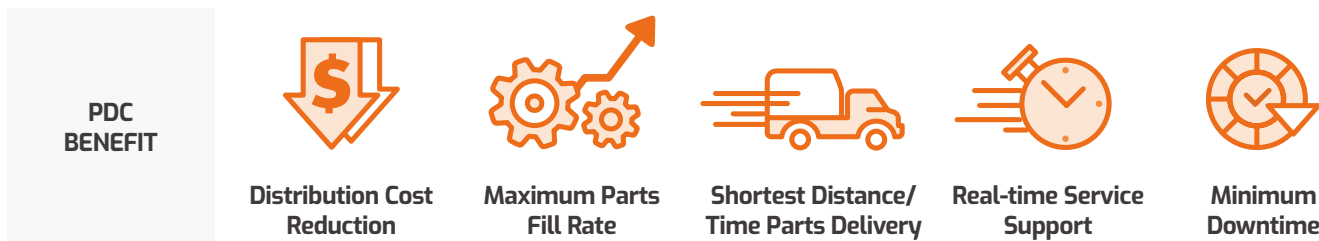


GLOBAL NETWORK

The global network of the GPDC (Global Parts Distribution Center) maximizes its fill rate by making sure that each center is stockpiled with all the critical parts required for businesses in its area. The network also minimizes the time and costs required for parts delivery by positioning PDCs close to major markets around the world. Develon PDCs communicate with customers in their time zone, informing them that they are open for operation, and deliver parts to them as early as possible.

THE GLOBAL PARTS DISTRIBUTION CENTER NETWORK

PDCs had been set up as shown below, including Mother PDC in Ansan, Korea. The ten other PDCs include one in China (Yantai), three in USA (Atlanta, Seattle and Miami), two in Europe (Germany and the UK), one in the Middle East (Dubai), two in Asia (Singapore and Indonesia) and one in Brazil (São Paulo).



TECHNICAL SPECIFICATION

ITEMS		UNIT	OPT.1	OPT.2	OPT.3
Operating Weight		ton	36	35.9	36.5
Boom		mm	6,245 HD	6,500 HD	6,500 HD
Arm		mm	2.6 HD	2.9 HD	3.2 HD
Bucket Capacity (SAE)		m³	2.32 H class	2.32 H class	1.94 S class
System Pressure		kg/cm²	370		
Swing Speed		rpm	8.2		
Travel Speed (High/Low)		km/h	5.0 / 3.0		
Gradeability		% (deg)	70 (35)		
Ground Pressure		kg/cm²	0.682	0.68	0.692
DIGGING FORCE(SAE)	BUCKET	ton	[SAE] 22.1 [ISO] 24.4	[SAE] 20.7 [ISO] 24.4	[SAE] 20.7 [ISO] 24.4
	ARM	ton	[SAE] 22.85 [ISO] 23.4	[SAE] 19.6 [ISO] 20.5	[SAE] 17.9 [ISO] 19.0

Engine	
Model	DEVELON DX12
Rated power	238 kW (319 HP, 324 PS) @ 1,800 rpm (GROSS) 233 kW (312 HP, 236 PS) @ 1,800 rpm (NET)
Max. torque	142 kgf.m @ 1,200 rpm
Fuel Consumption	214 g/kW.hr @ RATED SPEED
Displacement	11,051 cc

Swing System	
Driving method	Hydraulic drive
Reduction engine	Planetary gear reducing
Swing operation brake	Wet multi-brake

Drive and Brakes	
Steering control	Pedal and control lever integrated control
Driving method	Hydraulic drive
Travel motor	Axial plunger motor
Brake operation	Hydraulic brake
Parking brake	Wet multi-brake

Hydraulic System	
Travel motor	Axial plunger type X2
Swing motor	Wet multi-brake

Main pump	
Displacement	194 cc/rev
Max. flow rate	2 - 350 Liter/min@100 bar, 1800 rpm

Safety valve set value	
Hydraulic circuit of the working unit	350 kgf/cm2 (34.3 Mpa)
Hydraulic travel circuit	350 kgf/cm2 (34.3 Mpa)
Hydraulic rotary circuit	300 kgf/cm2 (29.4 Mpa)

Fuel tank volume	
Fuel tank	610 L
Hydraulic oil tank	420 L

Cooling liquid/lubricant volume (replacement)	
Cooler	45 L
Engine	36 L
Driving reduction gear oil	2X7 L
Turning decelerator	8 L

Oil cylinder	
Boom	2-150 mm x 100 mm x 1,450 mm
Arm	1-170 mm x 120 mm x 1,805 mm
Bucket	1-145 mm x 95 mm x 1,300 mm

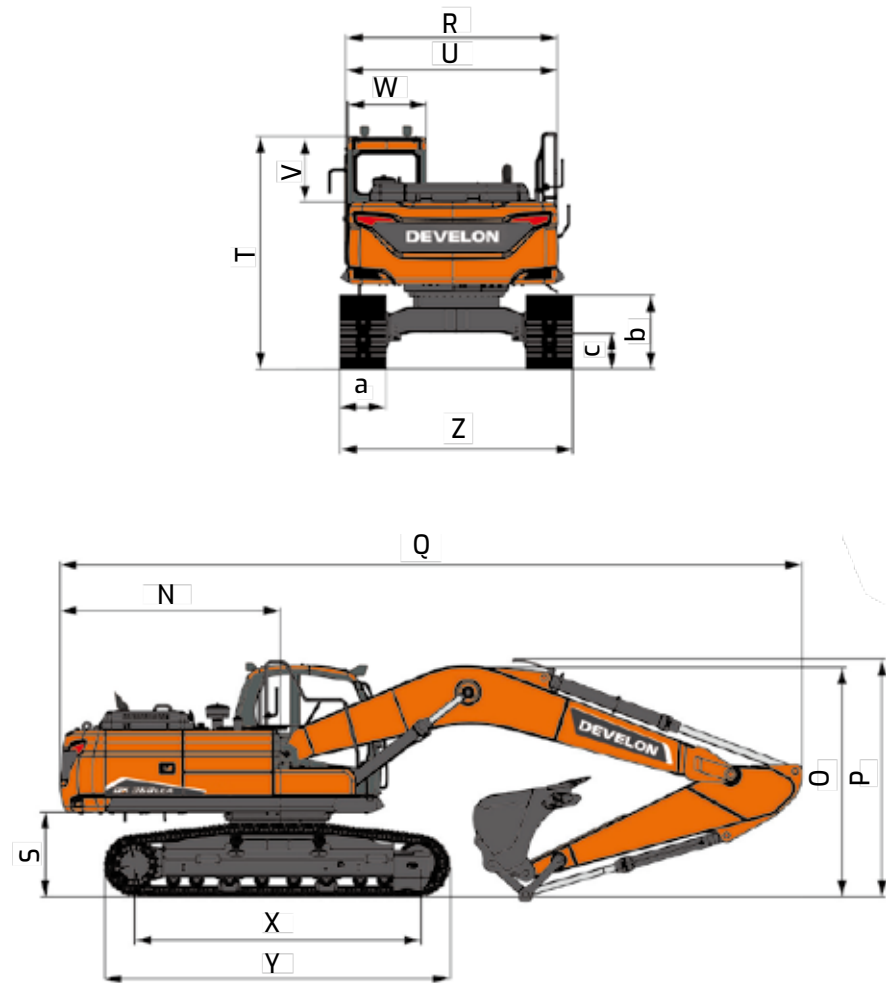
BUCKET DIGGING FORCE

	CAPACITY (m³)		BUCKET WIDTH (mm)		DIGGINGFORCE (NOM./PRESS.UP, ton)
	CECE	SAE	W/CUTTER	W/O CUTTER	
OPT. BUCKET	1.51	1.71	1645	1645	[SAE] 19.6/20.7 [ISO] 23.1/24.4
OPT. BUCKET	1.74	1.95	1567	1611	
OPT. BUCKET	1.71	1.94	-	1602	SAE] 21.7/22.9 [ISO] 24.7/26.1
OPT. BUCKET	1.8	2.03	1684	1680	[SAE] 22.3/23.6 [ISO] 24.7/26.1
OPT. BUCKET	2.05	2.32	1892	1858	

BUCKET COMBINATION

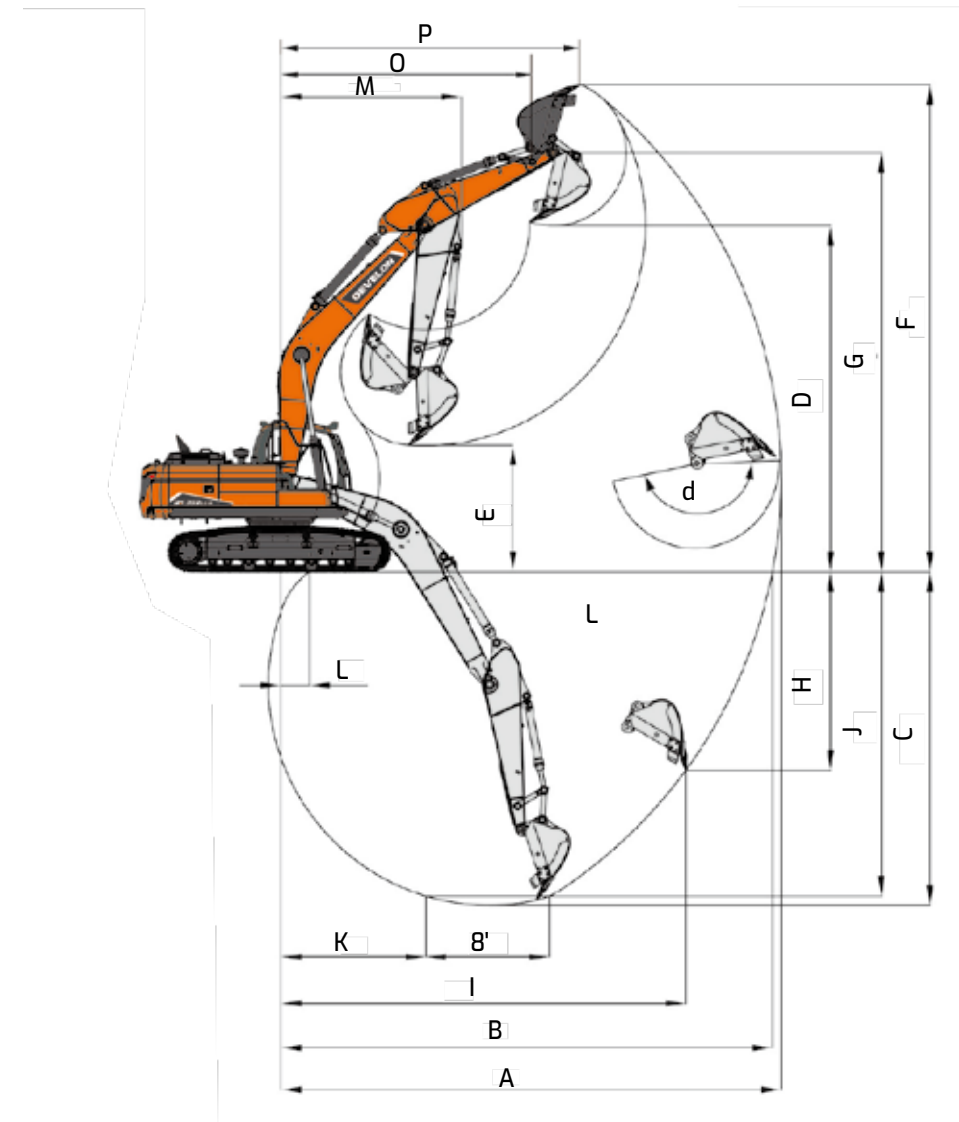
Bucket Type	CAPACITY (m³)	Bucket Width (mm)		Weight (kg)	6.5 Boom	6.245 Boom	6.5 Boom
	SAE	W/CUTTER	WO/CUTTER		2.9 Arm	2.6 Arm	3.2 Arm
	1.71	1645	1645	1803.2	A	A	B
	1.95	1771	1771	1890.3	B	A	C
	1.94	-	1602	2094	B	A	C
	2.03	1684	1650	1820	B	A	C
	2.32	1892	1858	1817	C	B	C

DIMENSIONS



ITEMS		UNIT		OPT.1	OPT.2	OPT.3
BOOM TYPE (ONE PIECE)		mm		6,245	6,500	6,500
ARM TYPE		mm		2,600	2,900	3,200
BUCKET TYPE (SAE)		m ³		2.32	2.32	1.94
Dimension	TAIL SWING RADIUS	mm	N	3,530	3,530	3,530
	SHIPPING HEIGHT (BOOM)	mm	O	3,605	3,490	3,360
	SHIPPING HEIGHT (HOSE)	mm	P	3,705	3,560	3,445
	SHIPPING LENGTH	mm	Q	11,105	11,296	11,320
	SHIPPING WIDTH	mm	R	3,280	3,280	3,280
	COUNTER WEIGHT CLEARANCE (w/o grouser)	mm	S	1,180	1,180	1,180
	HEIGHT OVER CAB.	mm	T	3,100	3,100	3,100
	HOUSE WIDTH	mm	U	3,155	3,155	3,155
	CAB. HEIGHT ABOVE HOUSE	mm	V	853	853	853
	CAB. WIDTH	mm	W	1,010	1,010	1,010
	TUMBLER DISTANCE	mm	X	4,040	4,040	4,040
	TRACK LENGTH	mm	Y	4,940	4,940	4,940
	UNDERCARRIAGE WIDTH (STD.)	mm	Z	3,280	3,280	3,280
	SHOE WIDTH	mm	a	600	600	600
	TRACK HEIGHT (w/o grouser)	mm	b	970	970	970
CAR BODY CLEARANCE (w/o grouser)	mm	c	480	480	480	

WORKING RANGE



ITEMS		UNIT		OPT.1	OPT.2	OPT.3
BOOM TYPE (ONE PIECE)		mm		6,245	6,500	6,500
ARM TYPE		mm		2,600	2,900	3,200
BUCKET TYPE (SAE)		m³		2.32	2.32	1.94
Working Range	MAX. DIGGING REACH	mm	A	10,233	10,924	11,160
	MAX. DIGGING REACH (GROUND)	mm	B	10,036	10,608	10,962
	MAX. DIGGING DEPTH	mm	C	6,668	7,182	7,485
	MAX. LOADING HEIGHT	mm	D	6,641	7,542	7,439
	MIN. LOADING HEIGHT	mm	E	3,243	3,192	2,856
	MAX. DIGGING HEIGHT	mm	F	9,859	10,527	10,524
	MAX. BUCKET PIN HEIGHT	mm	G	8,524	9,191	8,889
	MAX. VERTICAL WALL DEPTH	mm	H	3,770	3,912	5,244
	MAX. RADIUS VERTICAL	mm	I	8,368	9,106	8,375
	MAX. DEPTH TO 8' LINE	mm	J	6,480	7,042	7,401
	MIN. RADIUS 8' LINE	mm	K	3,432	3,683	3,651
	MIN. DIGGING REACH	mm	L	1,254	1,507	1,011
	MIN. SWING RADIUS	mm	M	4,075	4,373	4,401
	MAX.LOADING REACH(MAX.HEIGHT)	mm	O	5,115	5,414	6,468